



Resources and Fisheries in the CCLME. Some perspectives

**Ana Maria Caramelo and Merete Tandstad
Fisheries and Aquaculture Department
FAO**

Dakar 2-4 November 2010

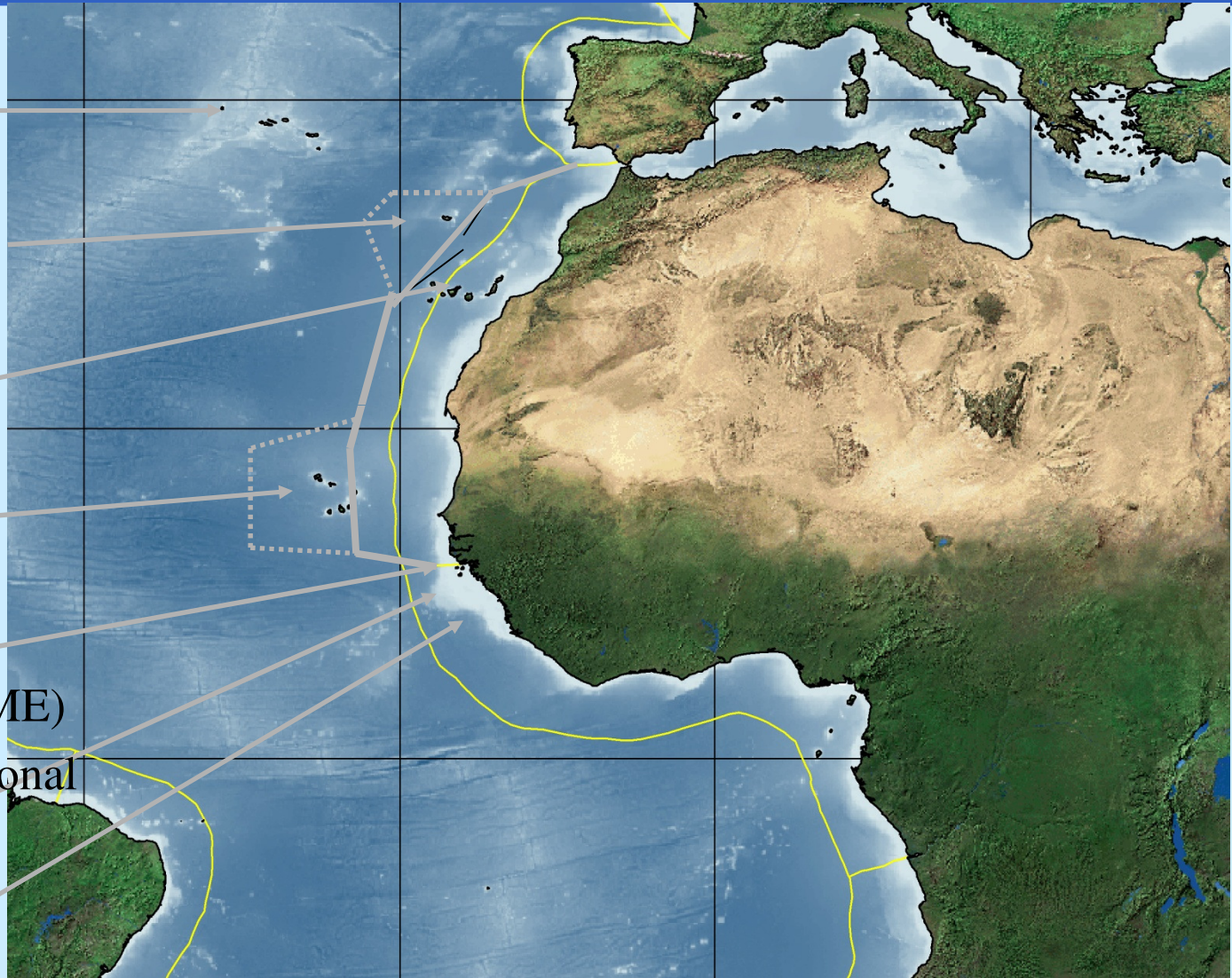


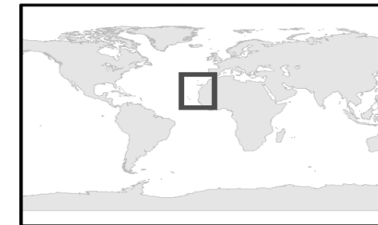
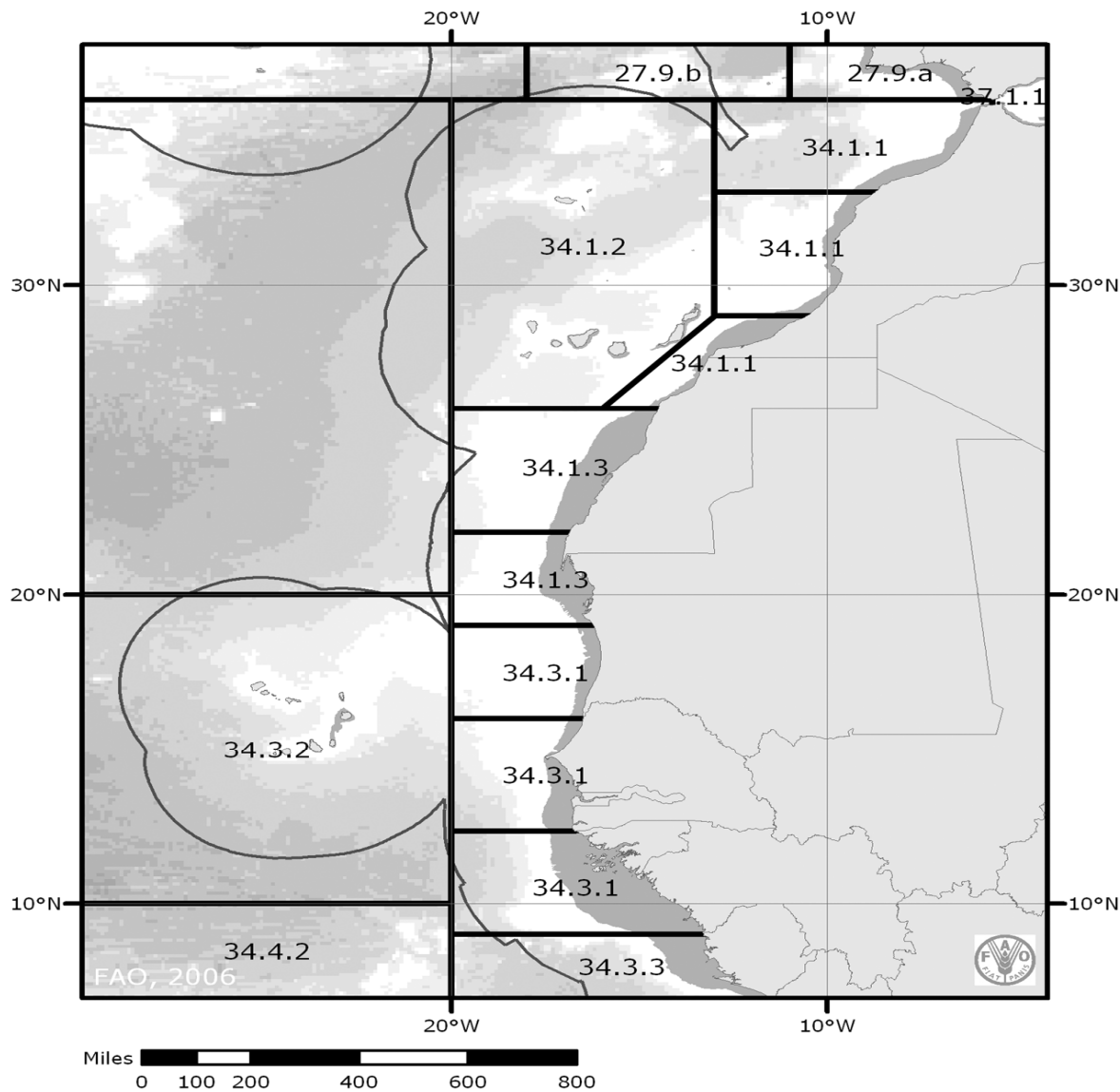
Outline

- **Introduction**
- **Catch and fisheries development**
- **State of stocks**
- **Management issues**



- Azores (Port.)
- Madeira (Port.)
- Canaries (Sp.)
- Cape Verde –
‘transitional’
- Guinea Bissau
(CCLME/GCLME)
- Guinea– transitional
- Sierra Leone
(GCLME)





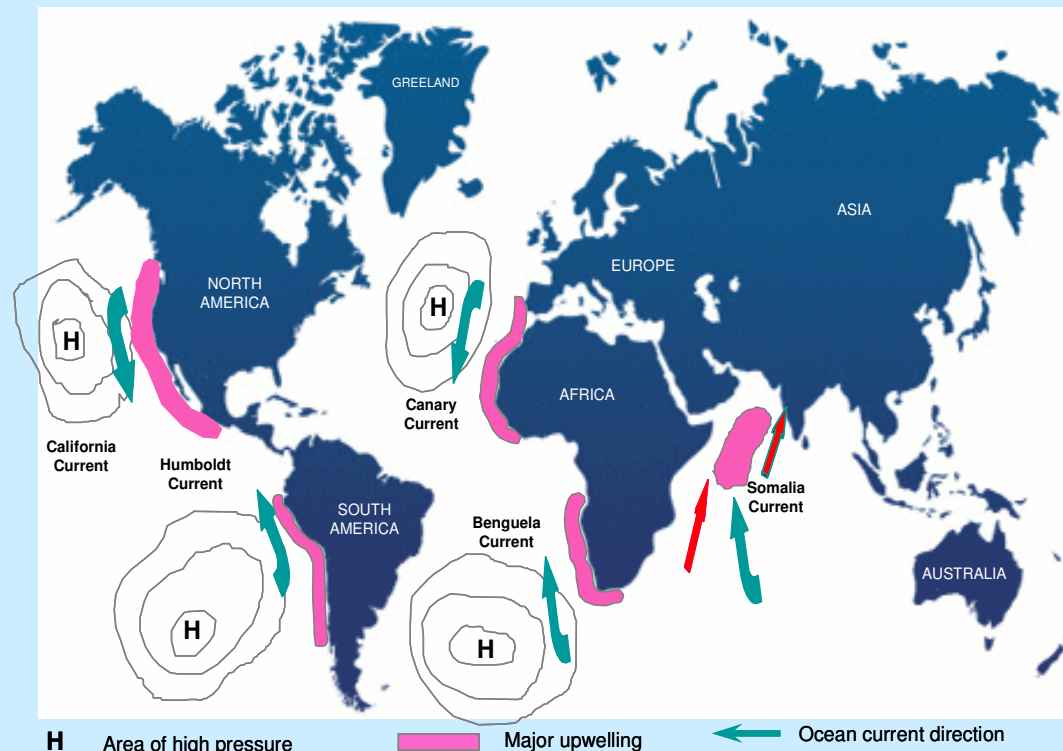
Legend

- Continental shelf (200m depth)
- Approx. 200 nm limits

Source:
FAO 2006



SIMILAR PELAGIC FISH DYNAMIC AND SIMILAR BIOLOGICAL CHARACTERISTICS



	ANCHOVY	PILCHARD	JACK MACKEREL	CHUB MACKEREL
HUMBOLDT	<i>Engraulis ringens</i>	<i>Sardinops sagax</i>	<i>Trachurus murphyi</i>	<i>Scomber japonicus</i>
CALIFORNIA	<i>E. mordax</i>	<i>S. sagax</i>	<i>T. symmetricus</i>	<i>S. japonicus</i>
BENGUELA	<i>E. capensis</i>	<i>S. ocellatus</i>	<i>T. capensis</i>	<i>S. japonicus</i>
CANARY	<i>E. Encrasicolus</i>	<i>Sardina pilchardus</i>	<i>T. trachurus</i>	<i>S. japonicus</i>

M. Niquen, 2008



Catches (CECAF)

About 200 species or groups of species were reported from the CECAF area during the 1950-2008 period by a total of 24 coastal States and 47 distant water fishing nations (Fishstat +).



Catches (CECAF)

Source: Fishstat+



- **The total mean nominal catches reported to FAO from Statistical area 34 during the period 1950-59 was 400 thousand tonnes.**
- **This increased to 1.2 million tonnes for 1960-69, and then to 3.1 million for 1970-79 and 3.2 million in 1980-89.**
- **The highest mean nominal catches have been seen in the last two decades; 3.7 million in 1990-99 and 3.5 million in 2000-08.**

Trends are influenced by changes in markets, changes in fleet composition, effort and exploitation patterns, availability of resources and by environmental factors



Catches and Fisheries (CECAF- North)

- **The coastal states developed their national fisheries, increasing from 22 to 69 percent of total catches reported in the CCLME area between 1970 and 2008.**
- **Increase in artisanal catch e.g. in Senegal and Mauritania**



ERROR: stackunderflow
OFFENDING COMMAND: ~

STACK: